

SUNNYVALE SWIM COMPLEX

Protocol and Arrival Information



SUNNYVALE SWIM COMPLEX

Sunnyvale Swim Complex at Fremont High School
1283 Sunnyvale-Saratoga Road

TWO-STEP APPOINTMENT PROCESS PRIOR TO ARRIVAL

1. MUST MAKE AN APPOINTMENT

Sunnyvale.ca.gov search "pools"

Note: Each appointment equals one visit. A second person from the same living unit* may be added to a lane. An additional appointment is not necessary. Both people must bring photo ID to verify address.

*a living unit means people living in the same household

2. BUY A SWIM PASS

Sunnyvale.ca.gov/activities

One pass per person. You must purchase a swim pass at least 24 hours prior to your appointment. After purchase, you will receive an email from recreation-registration@sunnyvale.ca.gov with the lap swim pass and receipt. Due to high demand, the City reserves the right to cancel your appointment for failure to have a valid swim pass on file.











**FOR CURRENT POOL HOURS, VISIT
SUNNYVALE.CA.GOV AND SEARCH "POOLS"**

WHAT TO DO / HOW TO GET HERE

HAVE YOU...

- Made an appointment?
- Purchased a swim pass (1 per person)?

IF YES...

-  Arrive dressed in attire to swim
-  Park in the area marked for Sunnyvale Swim Complex
-  Walk to the check-in entrance (following dots)
-  Check-in while following social distancing protocols
-  Have swim pass ready to scan on mobile device or hard copy
-  Complete a wellness check
-  Sanitize hands
-  Follow odd or even arrows to your assigned lane
-  Locker rooms and showers are closed
-  Restrooms are open. However, changing in the restrooms is not allowed.

CANCELLATIONS

Appointments may be canceled 24 hours in advance without penalty. No shows will be deducted from your valid swim pass.