



Why You Should Use

Natural Household Cleaners



Benefits of Natural Cleaners

- Less toxic
- Cheaper
- Made with household ingredients you already own
- Essential for greywater laundry-to-landscaping systems
- City policy on natural cleaning and pest control ingredients



Green Ingredients

- Baking soda. Removes rust and grease.
- White vinegar (5%). Antibacterial properties. Use as a stain remover.
- Liquid castile soap. Nontoxic and biodegradable.
- Lemons. Antibacterial and removes odors.
- Water.
- Essential oils. Natural and derived from plants.



Dispose of Hazardous Waste Properly


- Ammonia
- Bleach
- Hydrogen Peroxide
- Pesticides

Weekly drop-off events in Santa Clara County occur on Fridays and Saturdays, excluding holidays. Make an appointment online or call 408-299-7300.



Recipe for

3-in-1 Household Cleaner (16 oz)



Ingredients

- 2/3 cup white vinegar
- 1 1/3 cup water
- 2 teaspoons castile dish soap
- 10-15 drops essential oils

Instructions: combine ingredients in labeled spray bottle. Shake before using.

To Use

- Surfaces: (kitchen, bathrooms, ovens, toys (rinse clean), doorknobs, light switches, cutting boards) spray and wipe down.
- Grout: spray, let sit 5 minutes, and use scrub brush to clean.
- Windows and mirrors: spray and wipe off with crumpled newspaper or microfiber/lint-free soft rag.



Other Sustainable Tips and Swaps

- Swap paper towels for reusable, washable rags.
- Use old toothbrushes for scrubbing and socks for dusting.
- Choose biodegradable cleaning products. Look for materials like bamboo, hemp, and coconut fibers.
- Use bars of soap to reduce plastic packaging.
- Follow the EPA's recommendations for ecolabels to purchase products thoughtfully.
- Visit EarthEasy.com for more tips and inspiration.



For more information, email green@sunnyvale.ca.gov or call 408-730-7717.